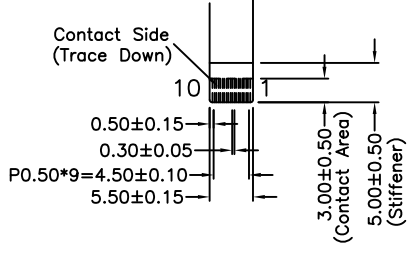
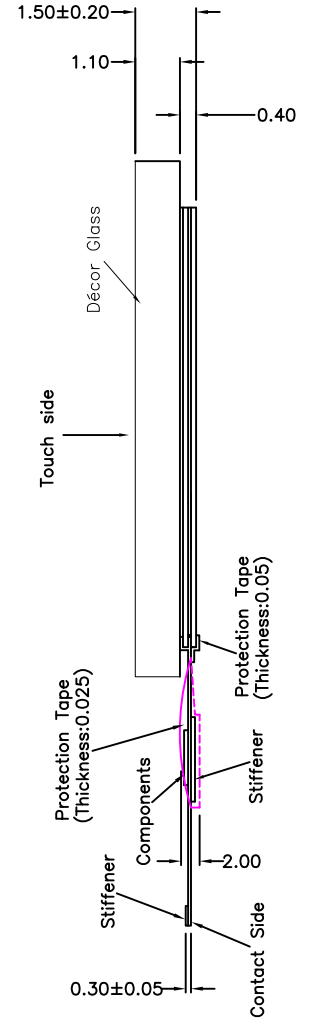
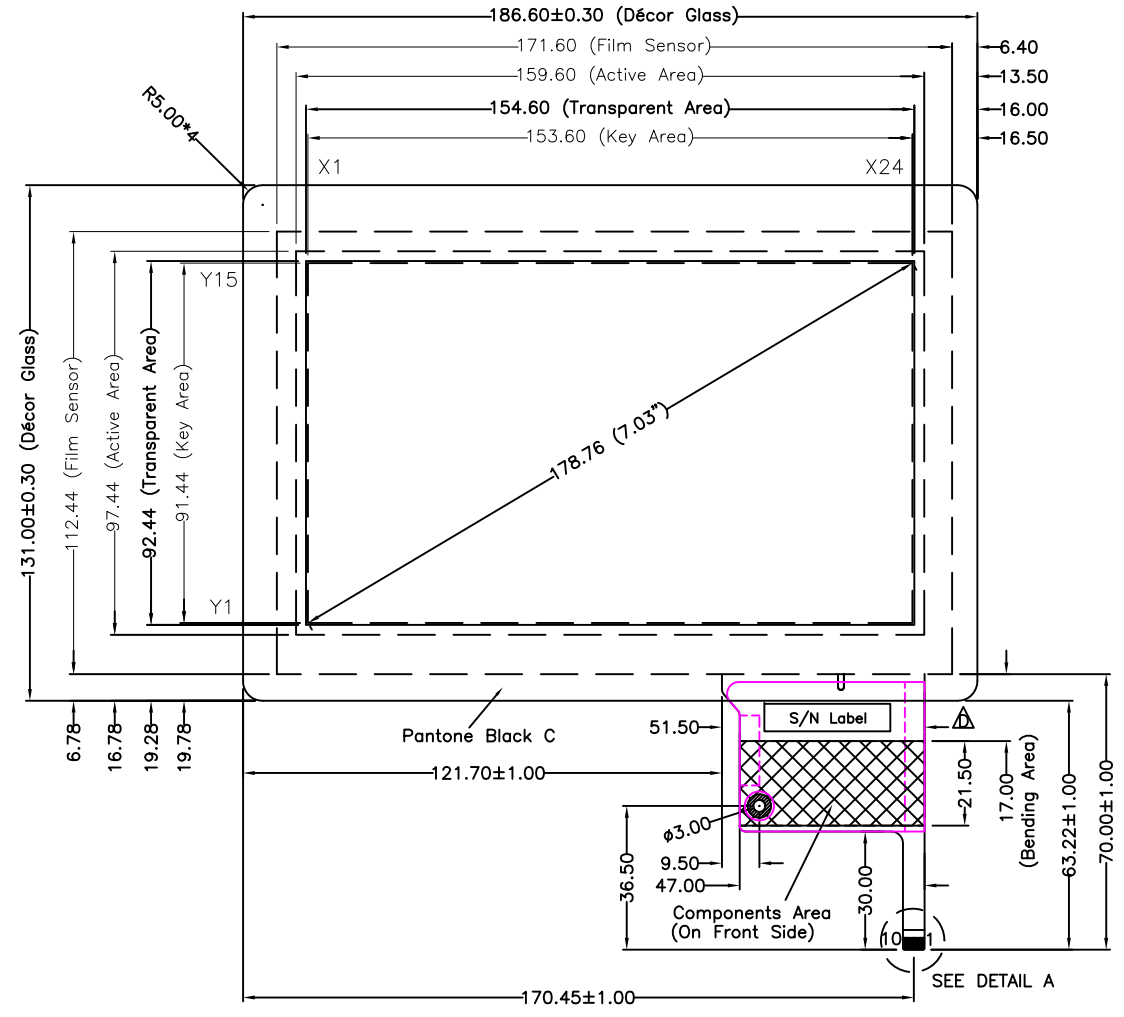


TOUCH SIDE VIEW

Pin#	Assignment
1	VCC
2	D-
3	D+
4	GND
5	SCL\RXD
6	SDA\TXD
7	nReset
8	nDetect
9	nINT
10	N/A



DETAIL A



NOTES:

- INPUT MODE : PROJECTED CAPACITIVE
- OVERALL THICKNESS : 1.50±0.20mm
- COVER GLASS THICKNESS : 1.10mm
- FRONT SURFACE : CLEAR TYPE
- TAIL TYPE : GOLD PLATED FPC , ZIF
- COF CONTROLLER : PM2203B
- OTHER SPEC : SEE APPROVAL SHEET
- PLEASE REFER TO AMT TOUCH SCREEN INTEGRATION GUIDES FOR SYSTEM MECHANICAL DESIGN AND ASSEMBLY METHODS

NO.	DATE	DESCRIPTION	CHK
D	Sep. 23 , 2015	CHANGE COF TAIL CRICUIT	Grace
C	Sep. 8 , 2015	CHANGE COF TAIL CONNECTOR	Grace
B	Feb. 5 , 2015	CHANGE CONTROL CHIP	Jerry
A	Mar. 7 , 2012	REMOVED Y AXIS ITO GROUNDING LINE	Jerry
REVISION			
CHIEF OF DESIGN		APPROVED	Grace
DRAWN BY	Bruce	DATE	2017.02.03
SHEET 1 OF 1			



Apex Material Technology Corp.

TOLERANCES UNLESS SPECIFIED		DWG NO :
.X	± 0.50	P3012-CG-4-01
.XX	± 0.50	
.XXX	± 0.30	
ANGULAR		SCALE: N/S UNIT: mm