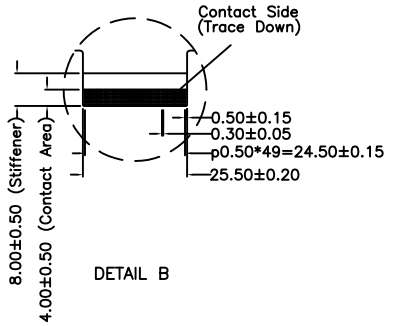
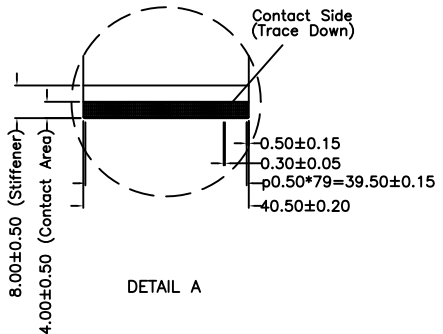
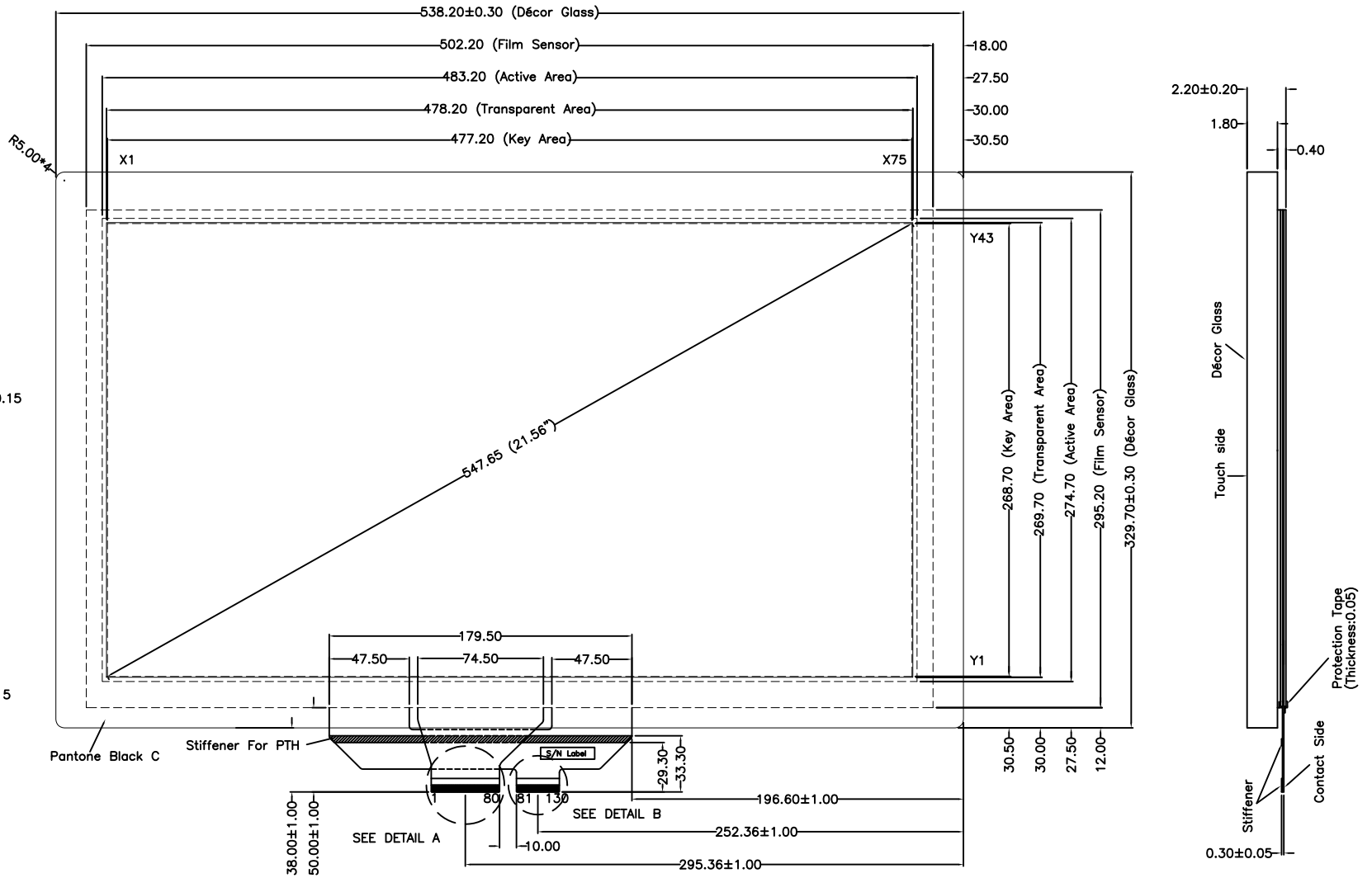


TOUCH SIDE VIEW

PIN#	Assignment
1-2	Grounding Line
3	Blank
4-78	X1-X75
79	Blank
80-81	Grounding Line
82	Blank
83-125	Y1-Y43
126-129	Blank
130	Grounding Line



- NOTES:
1. INPUT MODE : PROJECTED CAPACITIVE
 2. OVERALL THICKNESS : 2.20±0.20mm
 3. COVER GLASS THICKNESS : 1.80mm
 4. FRONT SURFACE : CLEAR
 5. TAIL TYPE : GOLD PLATED FPC , ZIF
 6. RECOMMENDED CONTROL BOARDS : PENMOUNT PM1700 SERIES
 7. OTHER SPEC : SEE APPROVAL SHEET
 8. PLEASE REFER TO AMT TOUCH SCREEN INTEGRATION GUIDES FOR SYSTEM MECHANICAL DESIGN AND ASSEMBLY METHODS



NO.	DATE	DESCRIPTION	CHK
A	Feb. 5, 2015	MODIFY BOTTOM FILM CIRCUIT	JERRY
REVISION			
CHIEF OF DESIGN		APPROVED	Grace
DRAWN BY	Bruce	DATE	Aug. 24, 2015
SHEET 1 OF 1			

Apex Material Technology Corp.

TOLERANCES UNLESS SPECIFIED	DWG NO :
.X ± 0.50	T2-P3022-AG-1-01
.XX ± 0.50	
.XXX ± 0.30	
ANGULAR	SCALE: N/S UNIT: mm