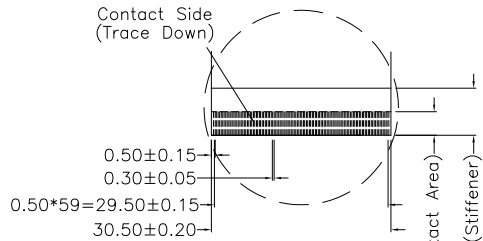
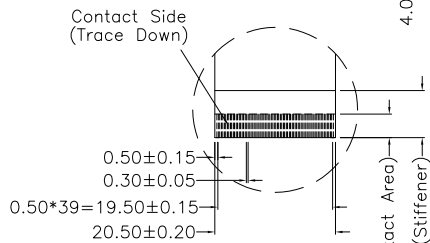


TOUCH SIDE VIEW

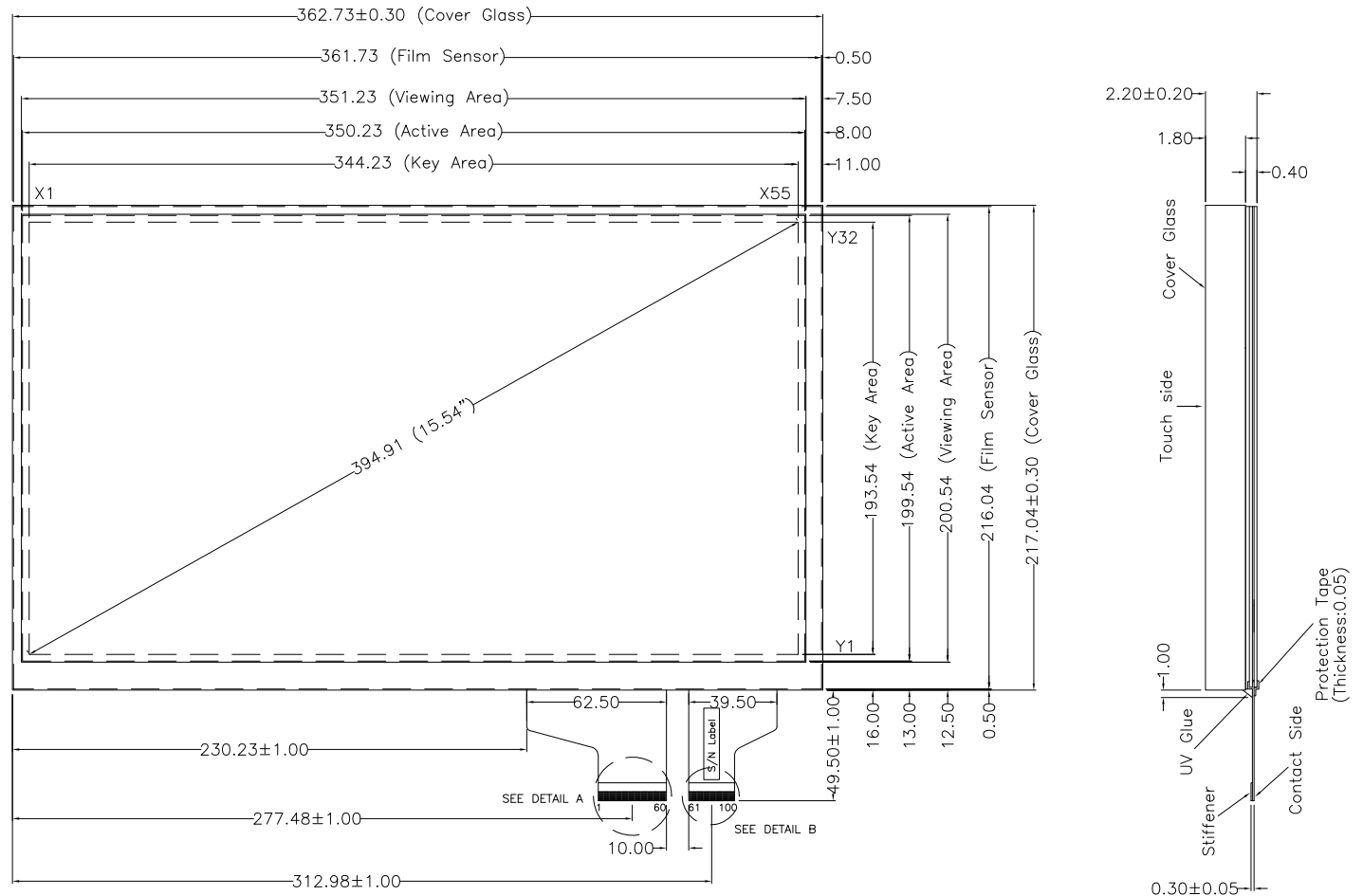
PIN#	Assignment
1	Grounding Line
2	Blank
3-57	X1-X55
58	Blank
59-60	Grounding Line
61	Grounding Line
62	Blank
63-94	Y1-Y32
95-99	Blank
100	Grounding Line



DETAIL A



DETAIL B



- NOTES:
- INPUT MODE : PROJECTED CAPACITIVE
 - OVERALL THICKNESS : 2.20±0.20mm
 - COVER GLASS THICKNESS : 1.80mm
 - FRONT SURFACE : CLEAR
 - TAIL TYPE : GOLD PLATED FPC , ZIF
 - RECOMMENDED CONTROL BOARDS : PENMOUNT PM1410 SERIES
 - OTHER SPEC : SEE APPROVAL SHEET
 - PLEASE REFER TO AMT TOUCH SCREEN INTEGRATION GUIDES FOR SYSTEM MECHANICAL DESIGN AND ASSEMBLY METHODS



NO.	DATE	DESCRIPTION	CHK
F01	2016.12.20	MODIFY TAIL	Grace
B	2016.07.29	MODIFY TOP FILM	Grace
A	Jul. 6, 2015	MODIFY BOTTOM FILM	WILLI
REVISION			
CHIEF OF DESIGN		APPROVED	Grace
DRAWN BY	Arthur	DATE	2016.12.20
SHEET 1 OF 1			

Apex Material Technology Corp.

TOLERANCES UNLESS SPECIFIED		DWG NO :
.X	± 0.50	P3023-A2-2-F01-01
.XX	± 0.50	
.XXX	± 0.30	
ANGULAR	.	SCALE: N/S UNIT: mm