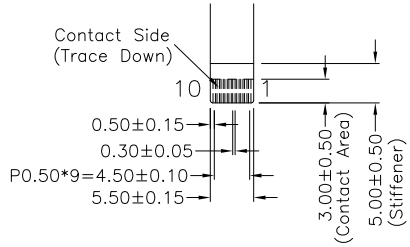
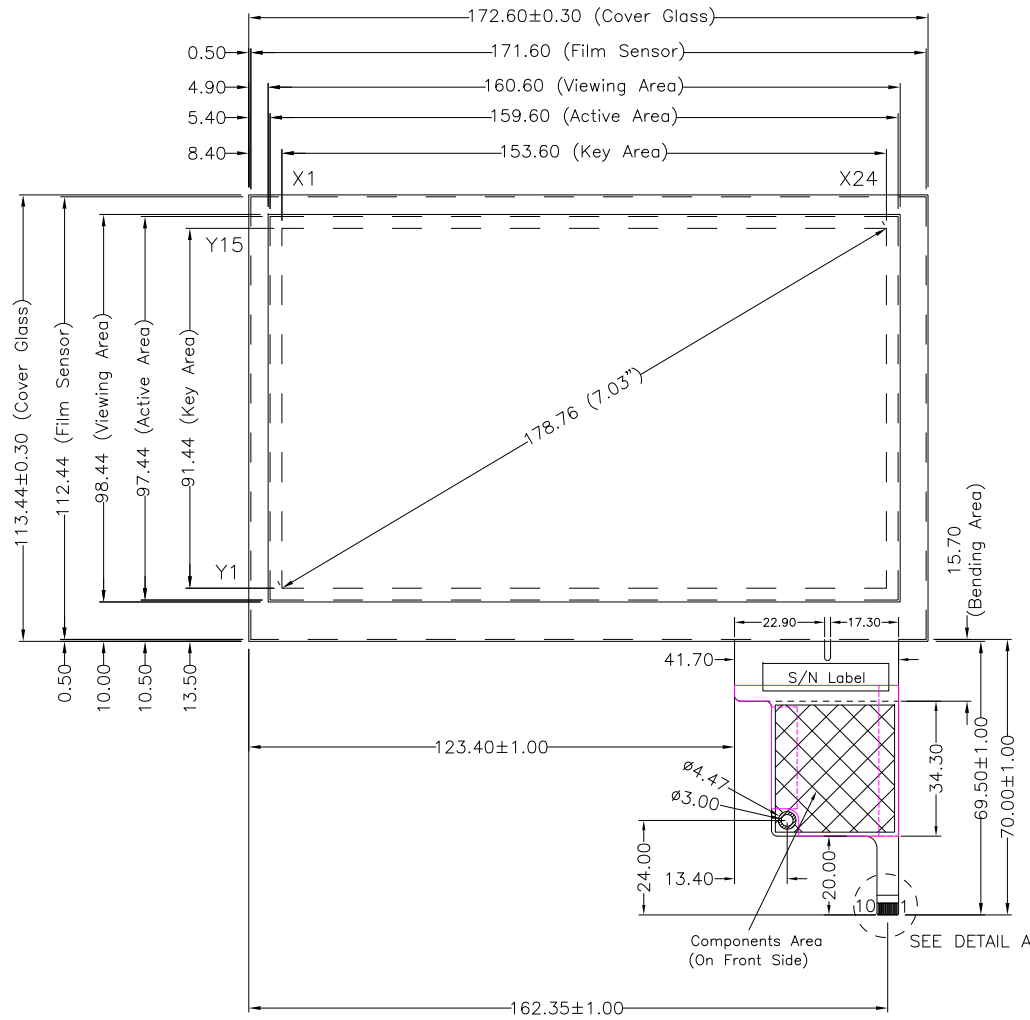
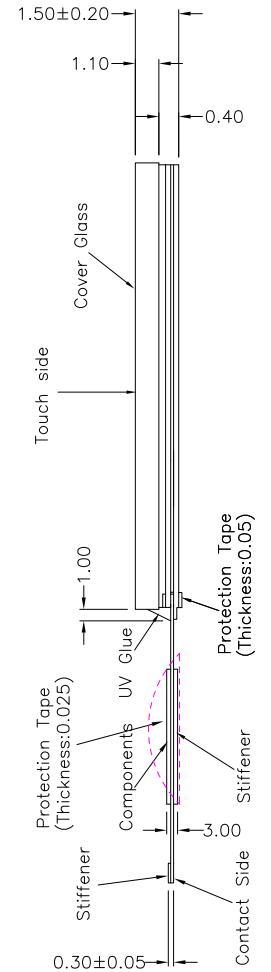


TOUCH SIDE VIEW

Pin#	Assignment
1	VCC
2	D-
3	D+
4	GND
5	SCL/RXD
6	SDA/TXD
7	nRESET
8	nDetect
9	nINT
10	SW



DETAIL A



- NOTES:
1. INPUT MODE : PROJECTED CAPACITIVE
  2. OVERALL THICKNESS : 1.50±0.20mm
  3. COVER GLASS THICKNESS : 1.10mm
  4. FRONT SURFACE : CLEAR
  5. TAIL TYPE : GOLD PLATED FPC, ZIF
  6. COF CONTROLLER : PM2204
  7. OTHER SPEC : SEE APPROVAL SHEET
  8. PLEASE REFER TO AMT TOUCH SCREEN INTEGRATION GUIDES FOR SYSTEM MECHANICAL DESIGN AND ASSEMBLY METHODS



NO.	DATE	DESCRIPTION	CHK
REVISION			
CHIEF OF DESIGN		APPROVED	Grace
DRAWN BY	Bruce	DATE	2017.05.26
SHEET 1 OF 1			

Apex Material Technology Corp.		
TOLERANCES UNLESS SPECIFIED		DWG NO :
.X	± 0.50	P3032-C2-0-F01-01
.XX	± 0.50	
.XXX	± 0.30	
ANGULAR		SCALE: N/S UNIT: mm