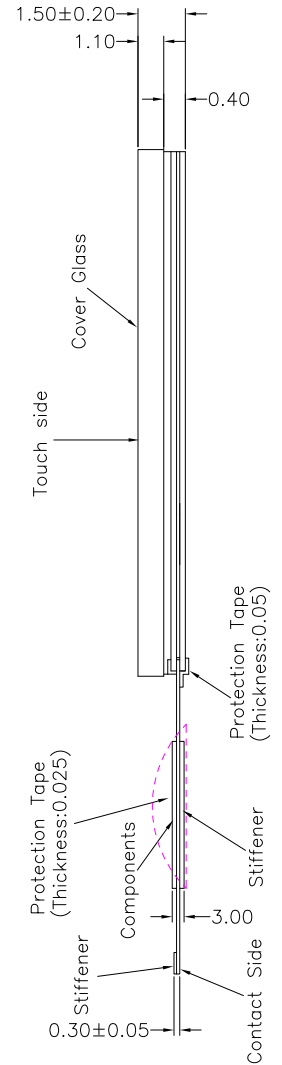
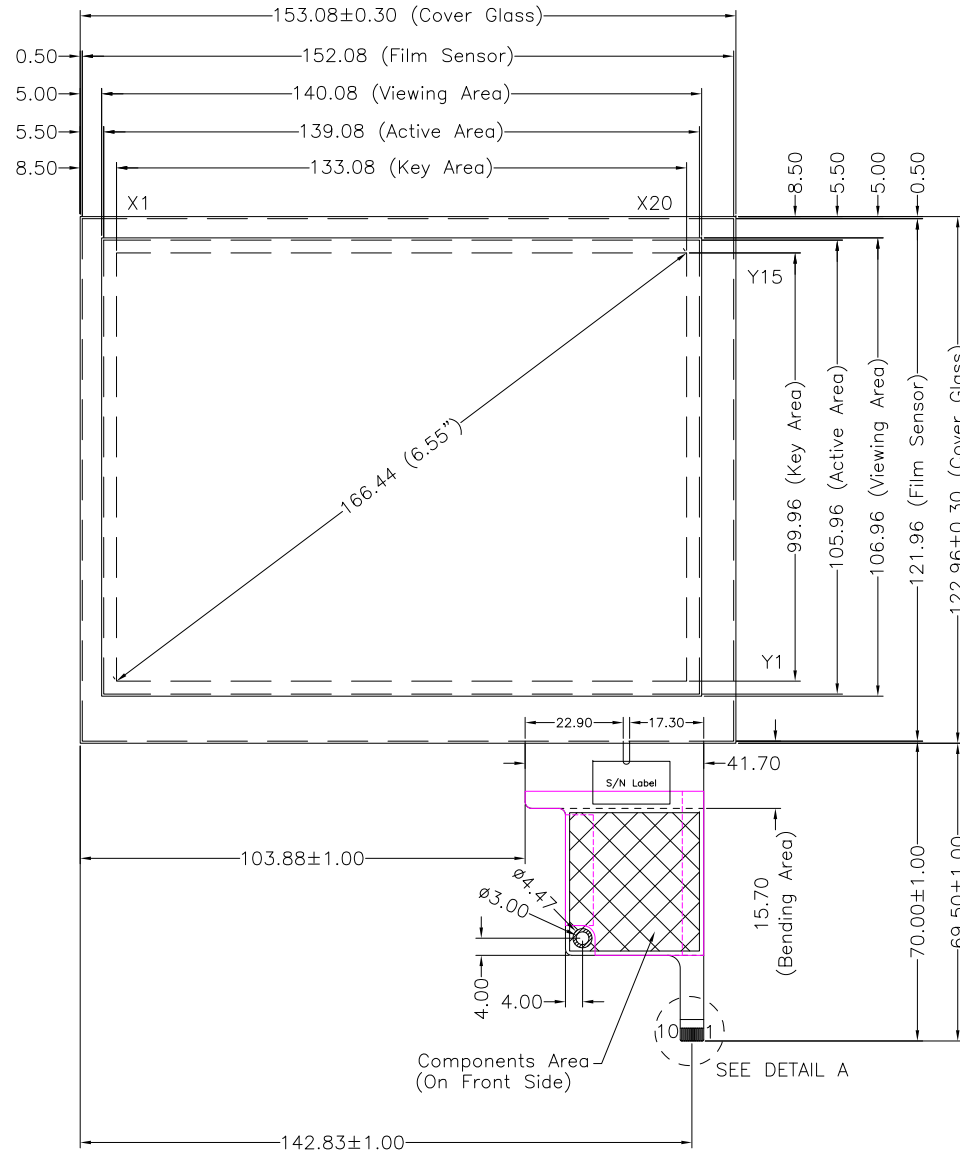
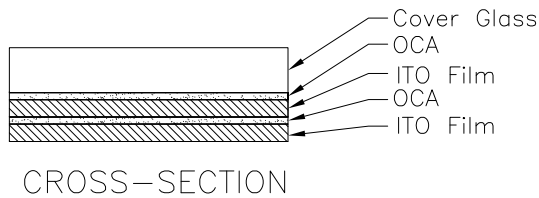
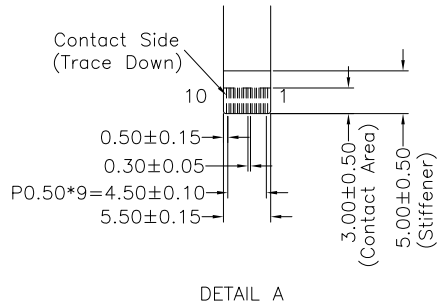


Touch Side View

Pin#	Assignment
1	VCC
2	D-
3	D+
4	GND
5	SCL/RXD
6	SDA/TXD
7	nRESET
8	nDetect
9	nINT
10	SW



- NOTES:
- INPUT MODE : PROJECTED CAPACITIVE
 - OVERALL THICKNESS : 1.50±0.20mm
 - COVER GLASS THICKNESS : 1.10mm
 - FRONT SURFACE : CLEAR
 - COF CONTROLLER : PM2204
 - OTHER SPEC : SEE APPROVAL SHEET
 - PLEASE REFER TO AMT TOUCH SCREEN INTEGRATION GUIDES FOR SYSTEM MECHANICAL DESIGN AND ASSEMBLY METHODS



NO.	DATE	DESCRIPTION	CHK
REVISION			
CHIEF OF DESIGN		APPROVED	Bruce
DRAWN BY	Arthur	DATE	2019.07.10
SHEET 1 OF 1			

Apex Material Technology Corp.

TOLERANCES UNLESS SPECIFIED		DWG NO : AD-92-P3035-C20-F01-011
.X	± 0.50	
.XX	± 0.50	
.XXX	± 0.30	
ANGULAR	.	SCALE: N/S UNIT: mm