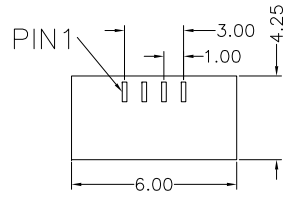
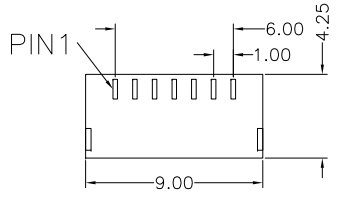


TOUCH SIDE VIEW



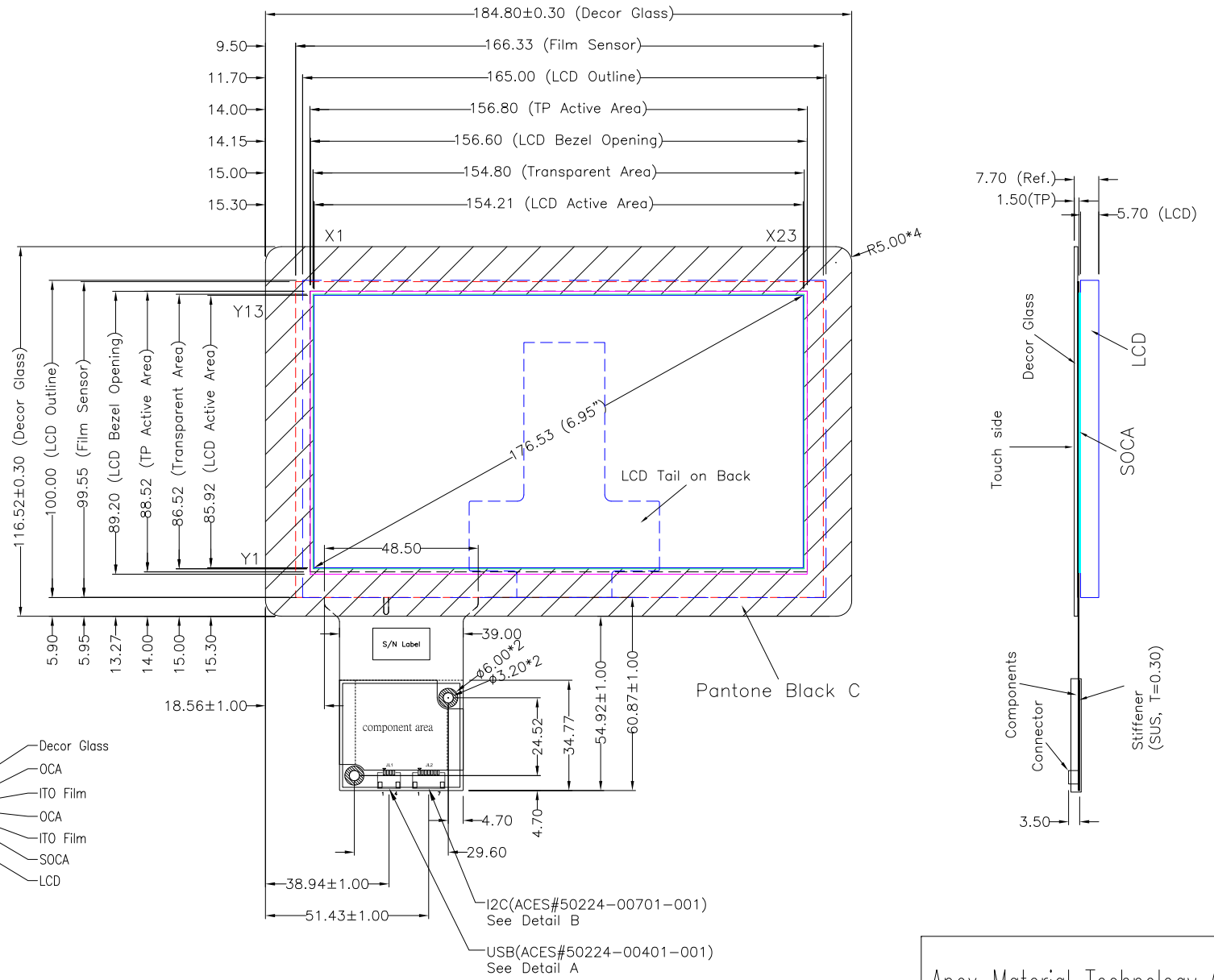
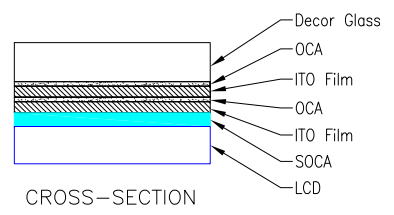
JL1(USB)	
PIN#	DESIGNATION
1	USB_5V
2	D-
3	D+
4	System_GND

DETAIL A



JL2(I2C)	
PIN#	DESIGNATION
1	VCC
2	System_GND
3	SDA
4	SCL
5	INT
6	NC
7	TP_EN

DETAIL B



- NOTES:
1. OVERALL THICKNESS : 7.70mm (FOR REFERENCE ONLY)
 2. TOUCH PANEL : 92-P3379-KG0-F01
 3. LCD : A01070-009 V1.1
 4. PROCESS : DRY BONDING
 5. OTHER SPEC : SEE APPROVAL SHEET

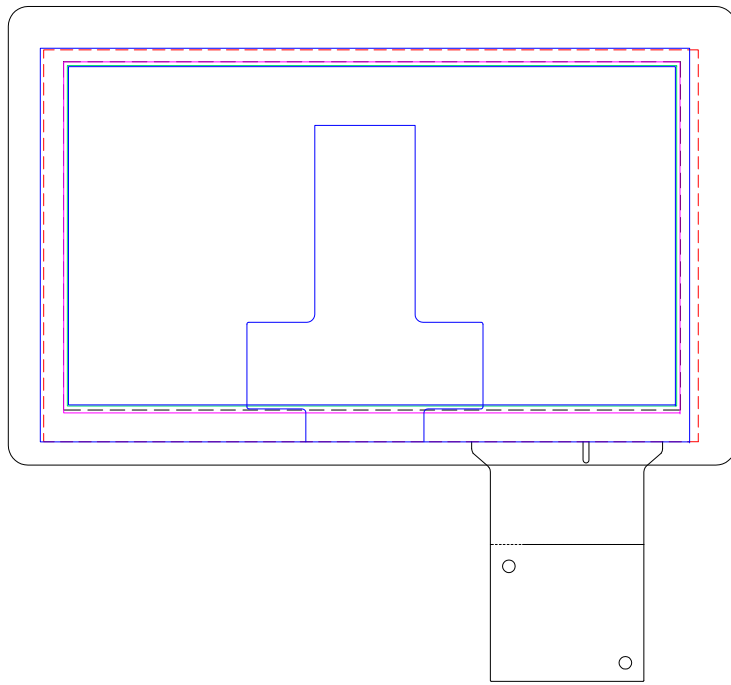


NO.	DATE	DESCRIPTION	CHK
REVISION			
CHIEF OF DESIGN		APPROVED	Orly
DRAWN BY	Leo	DATE	2022.11.09
SHEET 1 OF 2			

Apex Material Technology Corp.	
TOLERANCES UNLESS SPECIFIED	
.X	± 0.50
.XX	± 0.50
.XXX	± 0.30
ANGULAR	
DWG NO : AD-96-T0700-200-001-01	
SCALE: N/S UNIT: mm	

Part Number:
96-T0700-200-001

REAR SIDE VIEW



Apex Material Technology Corp.
DWG NO : AD-96-T0700-200-001-01
SCALE: N/S UNIT: mm

NO.	DATE	DESCRIPTION	CHK
REVISION			
CHIEF OF DESIGN		APPROVED	Orly
DRAWN BY	Leo	DATE	2022.11.09
SHEET 2 OF 2			

TOLERANCES UNLESS SPECIFIED	
.X	± 0.50
.XX	± 0.50
.XXX	± 0.30
ANGULAR	

