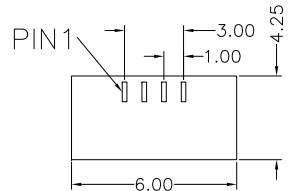
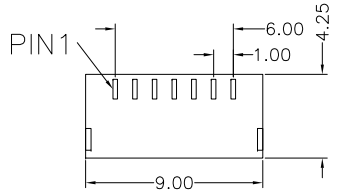


TOUCH SIDE VIEW



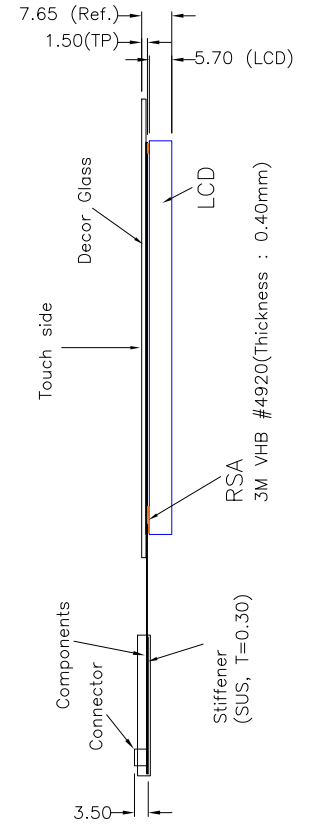
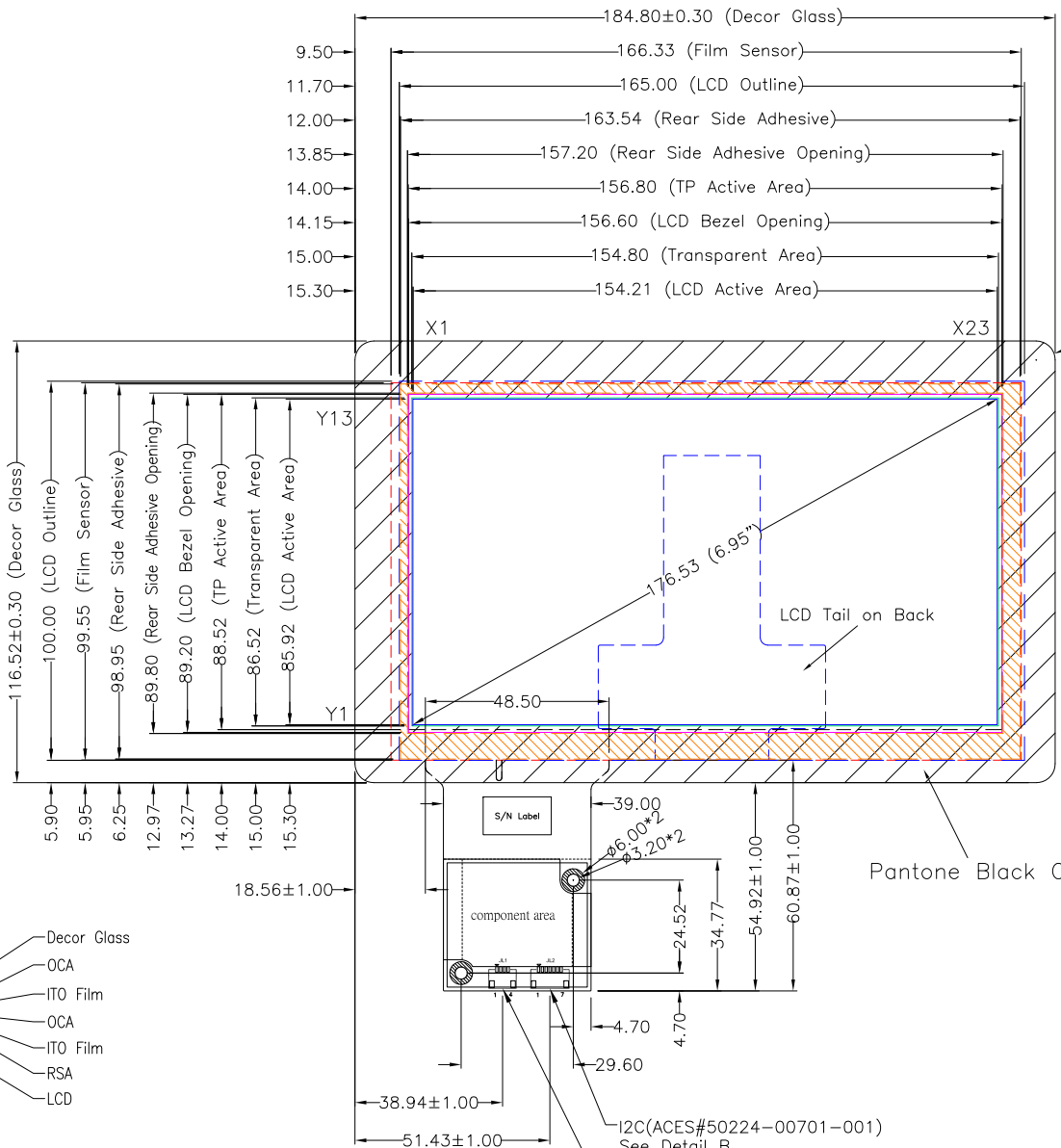
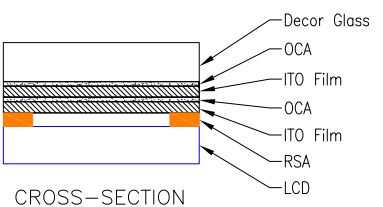
JL1(USB)	
PIN#	DESIGNATION
1	USB_5V
2	D-
3	D+
4	System_GND

DETAIL A



JL2(I2C)	
PIN#	DESIGNATION
1	VCC
2	System_GND
3	SDA
4	SCL
5	INT
6	NC
7	TP_EN

DETAIL B



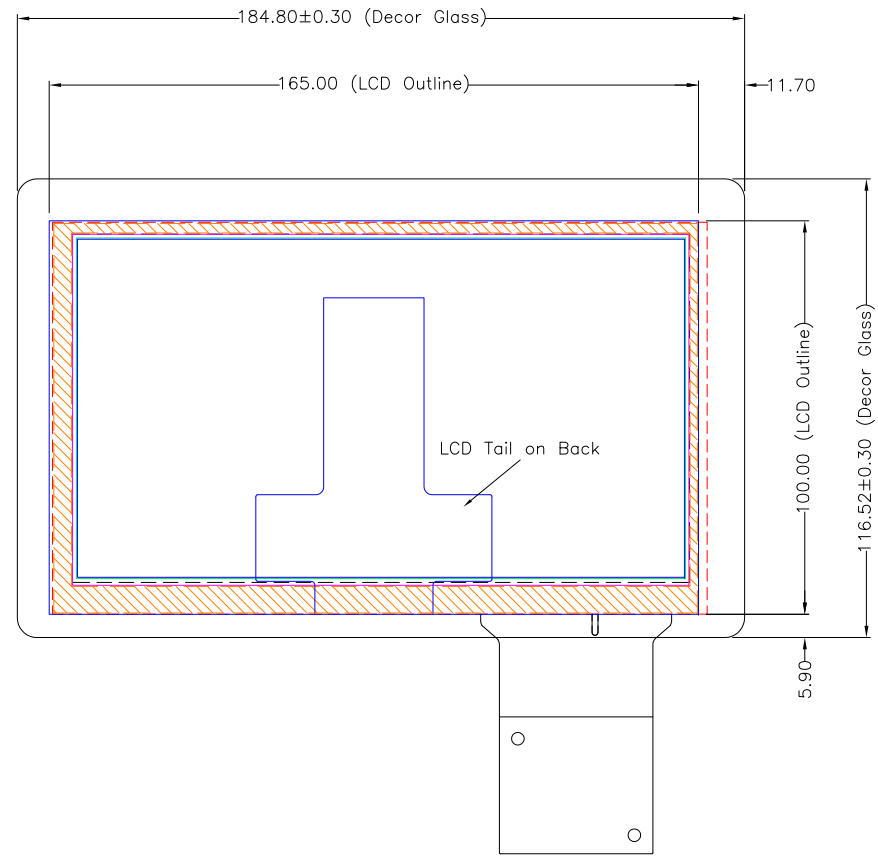
- NOTES:
- OVERALL THICKNESS : 7.65mm (FOR REFERENCE ONLY)
  - TOUCH PANEL : 92-P3379-KGO-F01
  - LCD : A01070-009 V1.1
  - PROCESS : AIR BONDING
  - REAR SIDE ADHESIVE : 3M VHB #4920, (THICKNESS : 0.40mm)
  - OTHER SPEC : SEE APPROVAL SHEET



NO.	DATE	DESCRIPTION	CHK
REVISION			
CHIEF OF DESIGN		APPROVED	Orly
DRAWN BY	Leo	DATE	2022.10.20
SHEET 1 OF 2			

Apex Material Technology Corp.	
TOLERANCES UNLESS SPECIFIED	DWG NO :
.X	± 0.50
.XX	± 0.50
.XXX	± 0.30
ANGULAR	
SCALE: N/S UNIT: mm	

REAR SIDE VIEW



Apex Material Technology Corp.

TOLERANCES UNLESS SPECIFIED		DWG NO : AD-96-T0700-200-101-01  SCALE: N/S UNIT: mm
.X	± 0.50	
.XX	± 0.50	
.XXX	± 0.30	
ANGULAR		

NO.	DATE	DESCRIPTION	CHK
REVISION			
CHIEF OF DESIGN		APPROVED	Orly
DRAWN BY	Leo	DATE	2022.10.20
SHEET 2 OF 2			

