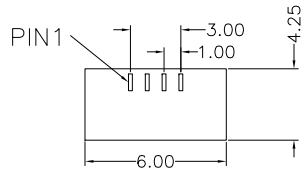
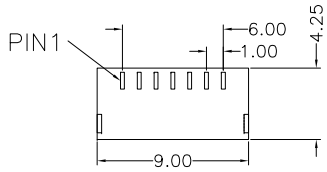


# TOUCH SIDE VIEW



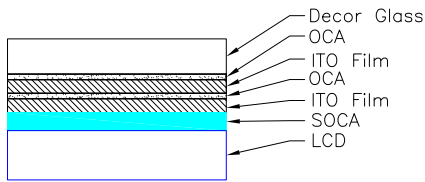
JL1(USB)	
PIN#	DESIGNATION
1	USB_5V
2	D-
3	D+
4	System_GND

DETAIL A

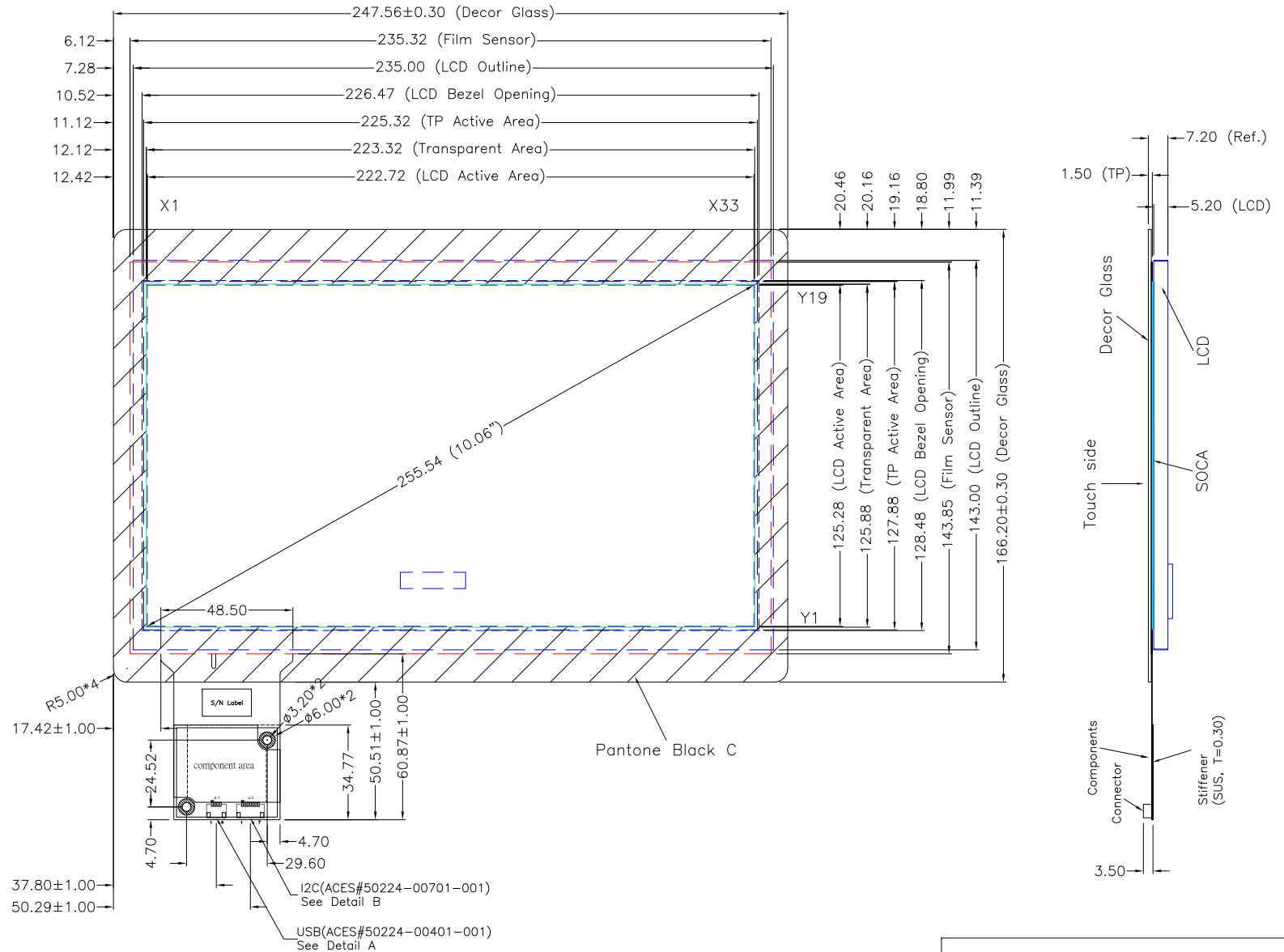


JL2(I2C)	
PIN#	DESIGNATION
1	VCC
2	System_GND
3	SDA
4	SCL
5	INT
6	NC
7	TP_EN

DETAIL B



CROSS-SECTION



- NOTES:
- OVERALL THICKNESS : 7.20mm (FOR REFERENCE ONLY)
  - TOUCH PANEL : 92-P3380-KGO-F01
  - LCD : A01101-007 V1.1
  - PROCESS : DRY BONDING
  - OTHER SPEC : SEE APPROVAL SHEET

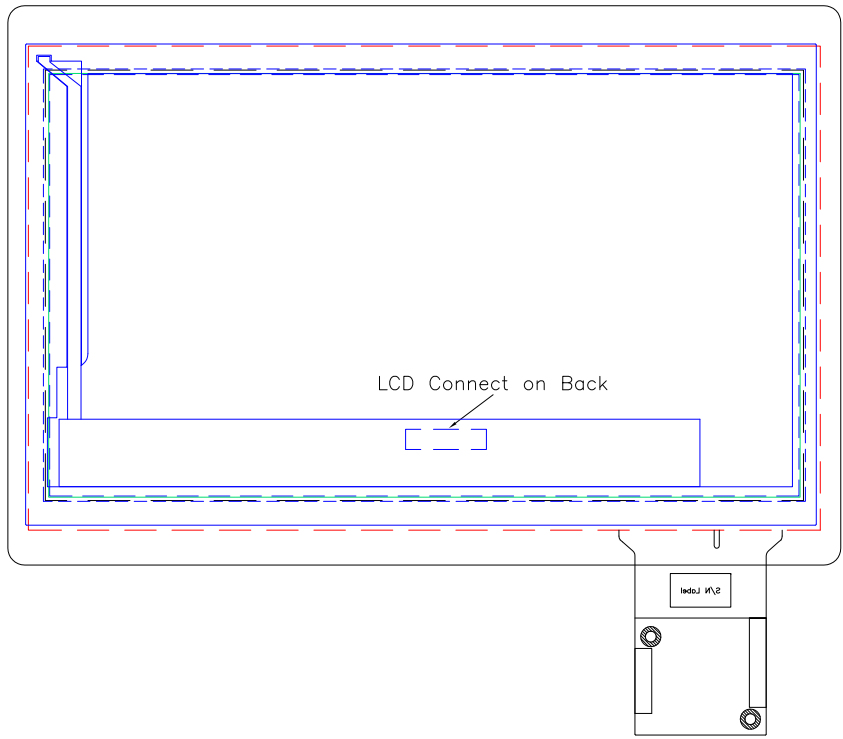


NO.	DATE	DESCRIPTION	CHK
REVISION			
CHIEF OF DESIGN		APPROVED	Orly
DRAWN BY	Leo	DATE	2022.10.20
SHEET 1 OF 2			

Apex Material Technology Corp.

TOLERANCES UNLESS SPECIFIED		DWG NO :
.X	± 0.50	AD-96-T1010-200-001-01
.XX	± 0.50	
.XXX	± 0.30	
ANGULAR		SCALE: N/S UNIT: mm

REAR SIDE VIEW



NO.	DATE	DESCRIPTION	CHK
REVISION			
CHIEF OF DESIGN		APPROVED	Orly
DRAWN BY	Leo	DATE	2022.10.20
SHEET 2 OF 2			

Apex Material Technology Corp.		DWG NO : AD-96-T1010-200-001-01
TOLERANCES UNLESS SPECIFIED		
.X	± 0.50	SCALE: N/S UNIT: mm
.XX	± 0.50	
.XXX	± 0.30	
ANGULAR		