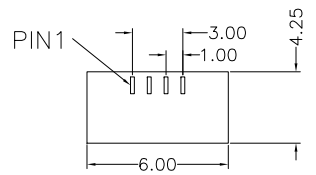
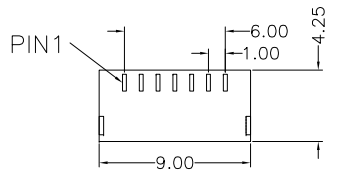


TOUCH SIDE VIEW



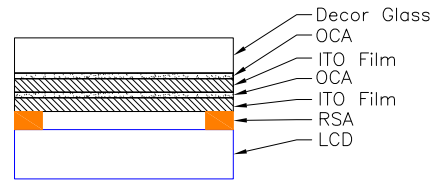
JL1(USB)	
PIN#	DESIGNATION
1	USB_5V
2	D-
3	D+
4	System_GND

DETAIL A

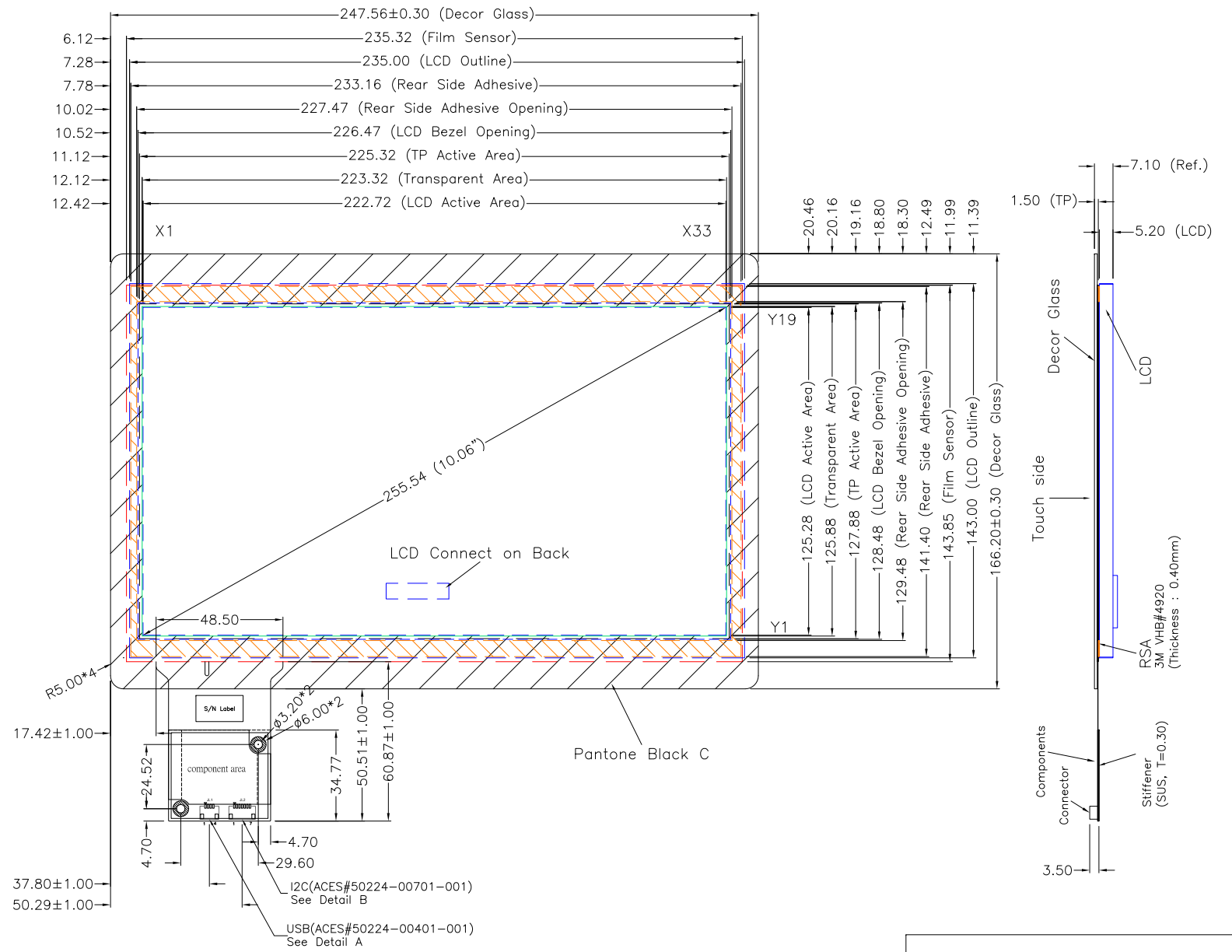


JL2(I2C)	
PIN#	DESIGNATION
1	VCC
2	System_GND
3	SDA
4	SCL
5	INT
6	NC
7	TP_EN

DETAIL B



CROSS-SECTION



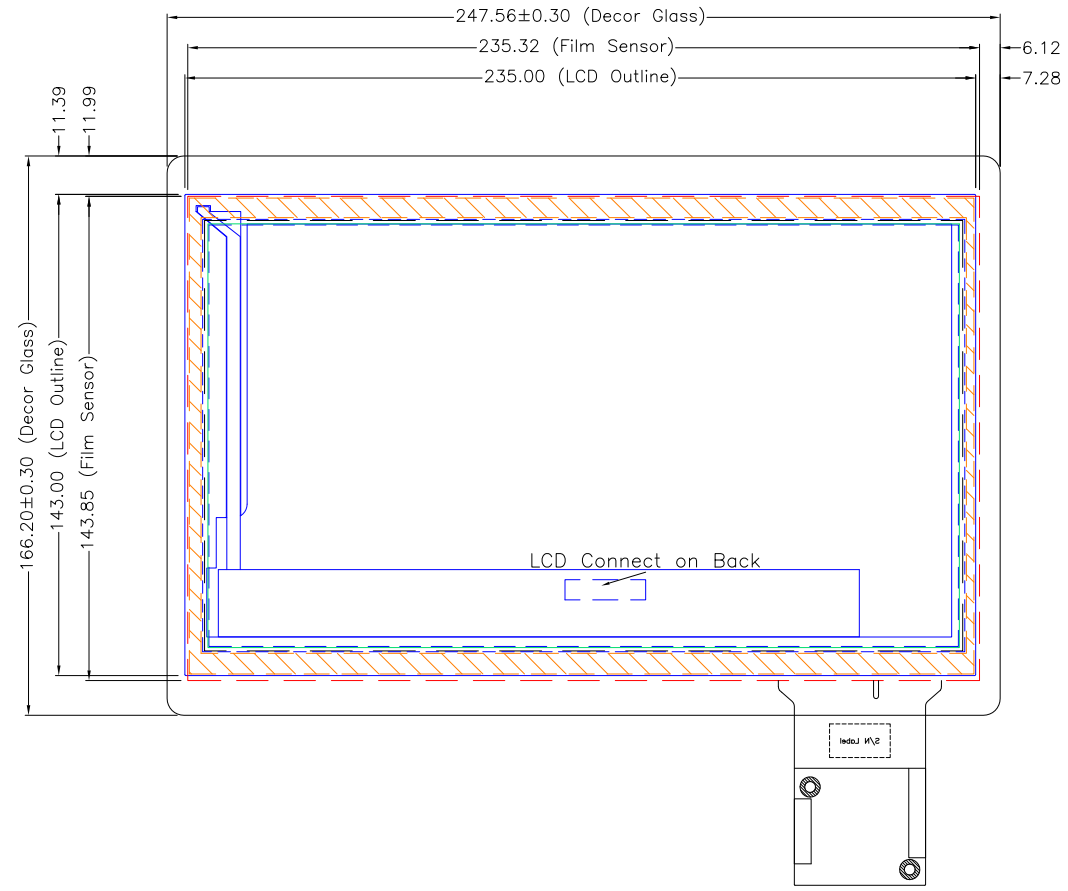
- NOTES:
1. OVERALL THICKNESS : 7.10mm (FOR REFERENCE ONLY)
 2. TOUCH PANEL : 92-P3380-KGO-F01
 3. LCD : A01101-007 V1.1
 4. PROCESS : AIR BONDING
 5. REAR SIDE ADHESIVE : 3M VHB #4920, (Thickness : 0.40mm)
 6. OTHER SPEC : SEE APPROVAL SHEET

Apex Material Technology Corp.

NO.	DATE	DESCRIPTION	CHK	TOLERANCES UNLESS SPECIFIED		DWG NO : AD-96-T1010-200-101-01
REVISION				.X	± 0.50	
CHIEF OF DESIGN		APPROVED	Orly	.XX	± 0.50	
DRAWN BY	Leo	DATE	2022.10.20	.XXX	± 0.30	
SHEET 1 OF 2				ANGULAR		SCALE: N/S UNIT: mm



REAR SIDE VIEW



NO.	DATE	DESCRIPTION	CHK
REVISION			
CHIEF OF DESIGN		APPROVED	Orly
DRAWN BY	Leo	DATE	2022.10.20
SHEET 2 OF 2			

Apex Material Technology Corp.	
DWG NO : AD-96-T1010-200-101-01	
SCALE: N/S UNIT: mm	
TOLERANCES UNLESS SPECIFIED	
.X	± 0.50
.XX	± 0.50
.XXX	± 0.30
ANGULAR	