


PenMount 6000 Controller IC Data Sheet

PenMount 6000 touch screen controller is the best performance touch screen controller, it is designed to have PnP features to meet the new systems trend. It is also a very good performance of RS-232 and USB interface on the touch screen. PenMount 6000 has been designed for those who may like and all-in-one solution with A/D converter built-in to make the total printed circuit board denser.



PenMount 6000 Specifications

RoHS Compliance

Touch Screen:	4, 5 , 8-wire
Package:	28-pin QFN
Communications:	RS-232 19200 / 9600 baud rate USB Full-speed, 12Mbps
Feature:	<ul style="list-style-type: none"> - High-speed pipelined 8051-compatible microcontroller core (up to 25MIPS) - ADC with analog multiplexer - On-chip Voltage Reference and Temperature Sensor - On-chip Voltage Comparators - 12 MHz internal oscillator - On-chip FLASH memory - USB, UART interfaces implemented in hardware
Sample Rate	160 points per second (minimal)
Resolution	2048x2048
Resistance Range :	50~1.3K ohm
Operating Voltage:	+3.3V ~ +5V DC \pm 5%
Operating Temperature:	-40° C to +85° C (-104° F to +185° F)
Storage Temperature:	-65° C to +150° C (-149° F to +302° F)
Power Consumption (Base on PM6300 board)	Standby Mode : 13.4 mA ; Active Mode : 21.5 mA (VCC=+5V, Top sheet Panel Resistance: 365 ohm ; Bottom sheet Panel Resistance: 660 ohm) Note. Actual current will be different by touch panel's resistance.

PenMount 6000 Controller IC Data Sheet

Driver Software

DOS(for RS-232 only),

Windows 2000/ XP/ XPE/ 2003/ 2008/ Vista and 7

WinCE 4.2/ 5.0/ 6.0 (for X86, Armv4, Armv4i, MIPS, SH3, SH4 Platform),

Linux OS (kernel 2.6 and X-Window mode)

QNX6.2/ 6.3/ 6.4/ 6.5

Packaging Information

The following diagram depicts the pinout of chip:

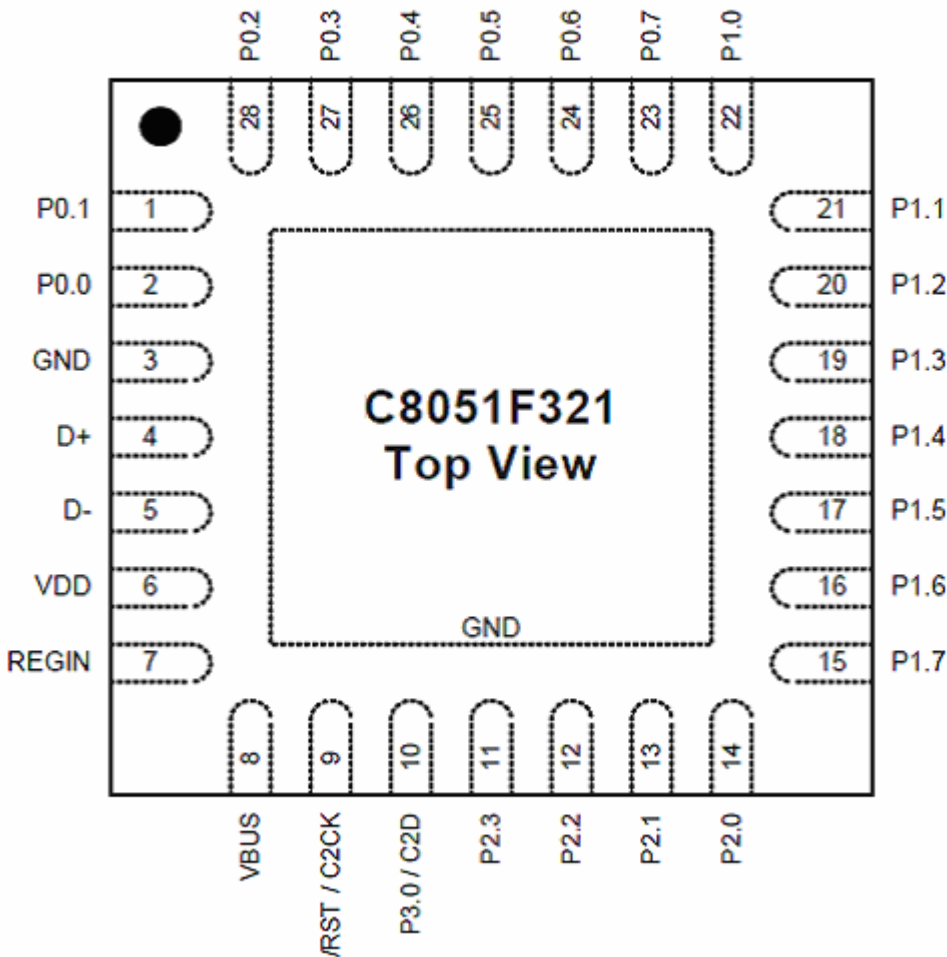


Fig. 1: QFN-28 Pinout Diagram (Top View)

PenMount 6000 Controller IC Data Sheet

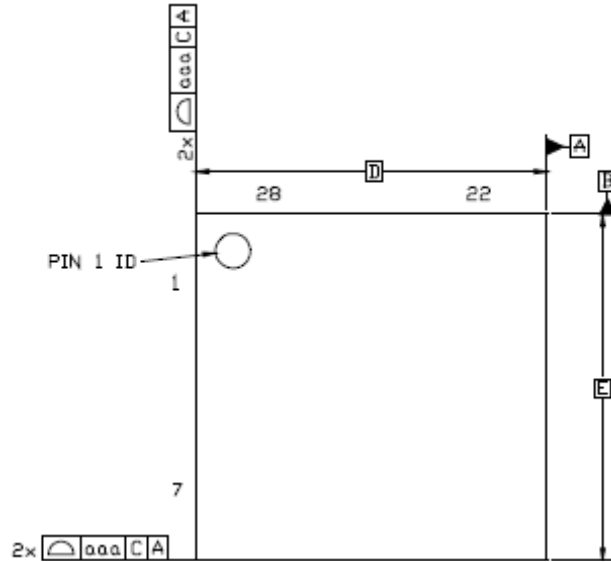


Fig. 2: QFN-28 Package Drawings - Top View

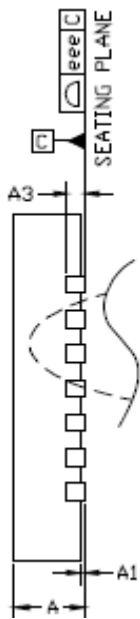


Fig. 3: QFN-28
Package Drawings –
Side View

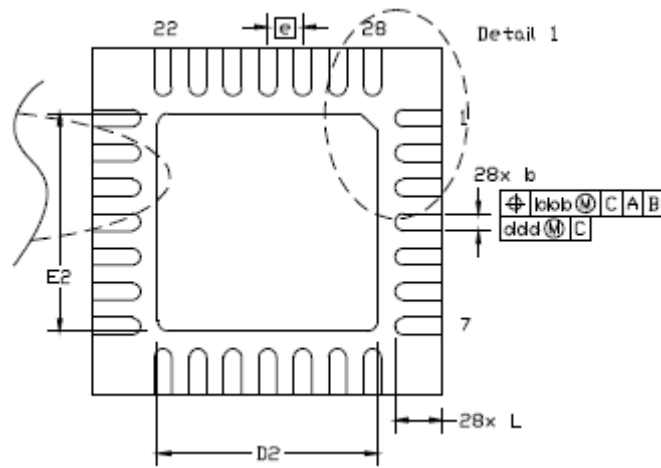
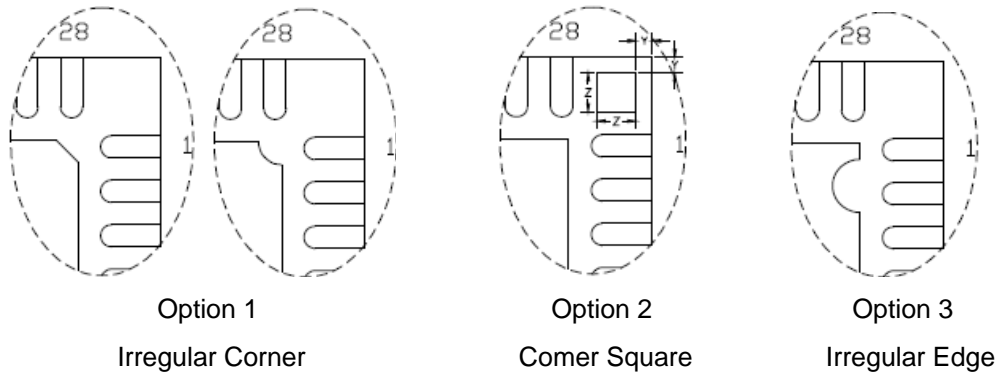


Fig. 4: QFN-28 Package Drawings - Bottom View

PenMount 6000 Controller IC Data Sheet

Detail 1

Pin – 1 Identifier



Detail 2

Perimeter Lead Form

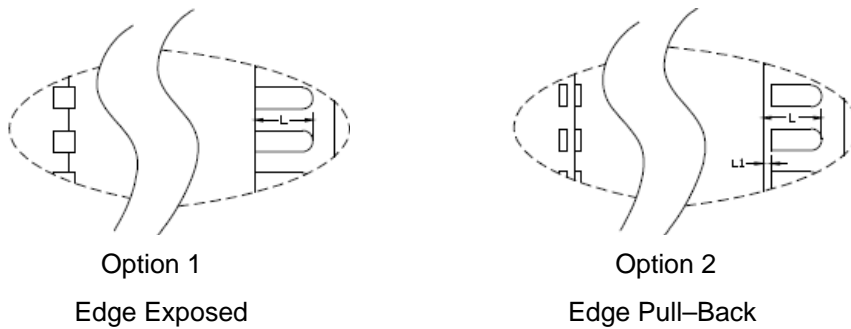


Fig. 5 QFN-28 Package Drawing

Dimension	Min	Typ	Max
A	0.80	0.90	1.00
A1	0.00	0.02	0.05
A3	0.25 REF		
b	0.18	0.23	0.30
D	5.00 BSC.		
D2	2.90	3.15	3.35
e	0.50 BSC.		
E	5.00 BSC.		
E2	2.90	3.15	3.35

Dimension	Min	Typ	Max
L	0.35	0.55	0.65
L1	0.00	—	0.15
aaa	0.15		
bbb	0.10		
ddd	0.05		
eee	0.08		
Z	0.44		
Y	0.18		

Notes:

- All dimensions shown are in millimeters (mm) unless otherwise noted.
- Dimensioning and Tolerancing per ANSI Y14.5M-1994.
- This drawing conforms to the JEDEC Solid State Outline MO-220, variation VHHD except for custom features D2, E2, Z, Y, and L which are toleranced per supplier designation.
- Recommended card reflow profile is per the JEDEC/IPC J-STD-020 specification for Small Body Components.

Table 1 QFN-28 Package Dimensions