

PenMount 6300A Control Board Data Sheet

PenMount 6300A USB Interface Control Board

RoHS compliance

PenMount 6300A USB control board is a touch screen control board designed for USB interface and specific for 4, 8-wire or 5-wire touch screens. It is designed with USB interface features with multiple devices supporting function. PenMount 6300A control board using PenMount 6000 controller that has been designed for those who may like and all-in-one solution with A/D converter built-in to make the total printed circuit board denser. There are two connectors on this board, one connector is for 4, 8-wire or 5-wire touch screen cable, and another is for 4-pin USB A type cable.

Specifications:

| | |
|--------------------------------|---|
| Touch Screen | For 4, 8-wire or 5-wire analog resistive type |
| Communications | USB Full-speed, 12Mbps |
| Touch Screen Controller | PenMount 6000 controller IC |
| Resolution | 2048x2048 |
| Size | 60x26 mm, two 3φ screw holes |
| Cursor accuracy | < 1% (Active Area Diagonal of touch screen with PenMount Advanced calibration utility support) |
| Resistance Range | 50~1.3K ohm |
| Diagnostic | LED on board |
| Operating Voltage | +5V DC |
| Electro Static Discharge (ESD) | Air Discharge 15KV , Contact Discharge 8KV |
| Storage Temperature | -40 °C ~ 85 °C |
| Operating Temperature | -20°C ~ 70 °C |
| Power Consumption | Standby Mode : 13.4 mA ; Active Mode : 21.5 mA (VCC=+5V, Top sheet Panel Resistance: 365 ohm ; Bottom sheet Panel Resistance: 660 ohm) Note. Actual current will be different by touch panel's resistance. |

Driver Software:

Windows 2000 / XP / XPE / 2003 / 2008/ Vista / 7

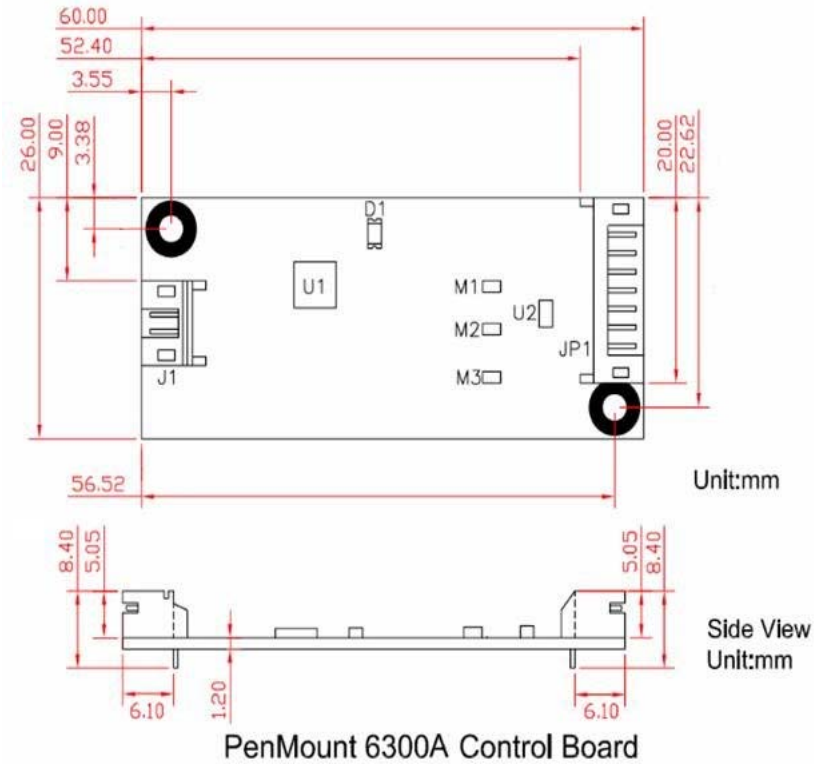
WinCE 4.2 / 5.0 / 6.0

Linux (Kernel 2.6 and X-Window mode)


QNX 6.4.1/ 6.5 (Inbox support)

PenMount 6300A Control Board Data Sheet

Mechanical Size : PM6300A5 and PM6300A8 are the same mechanical size.




PM6300A5 supports 5 wires touch panel, there's a 0 ohm resistance of R12 in the circuit- therefore we don't mount the component.



PenMount 6300A Control Board Data Sheet

PM6300A8 supports 4/8 wires touch panel, there's a 0 ohm resistance of R12 in the circuit.



Connector Definition

J1 USB Connector :

| | |
|-------|-----|
| PIN 1 | GND |
| PIN 2 | D+ |
| PIN 3 | D- |
| PIN 4 | VCC |

JP1 Touch Screen Lines :

| | PM6300A8 | | PM6300A5 |
|------|---------------|--------|-----------|
| | 8-Wire | 4-Wire | 5-Wire |
| PIN1 | Ground | Ground | Ground |
| PIN2 | Top Excite | Top | UL (Y) |
| PIN3 | Bottom Excite | Bottom | UR (H) |
| PIN4 | Left Excite | Left | LL (L) |
| PIN5 | Right Excite | Right | LR (X) |
| PIN6 | Top Sense | --- | Sense (S) |
| PIN7 | Bottom Sense | --- | --- |
| PIN8 | Left Sense | --- | --- |
| PIN9 | Right Sense | --- | --- |

The available PM6300A control board :

- PM6300A8 : 4、8 - wire , USB Interface 。
- PM6300A5 : 5 - wire , USB Interface 。