


PenMount PMT102 can be applied to capacitive touch panel in COF type. It converts FPC into a normal USB interface for meeting clients' test purpose.

**PMT102:**



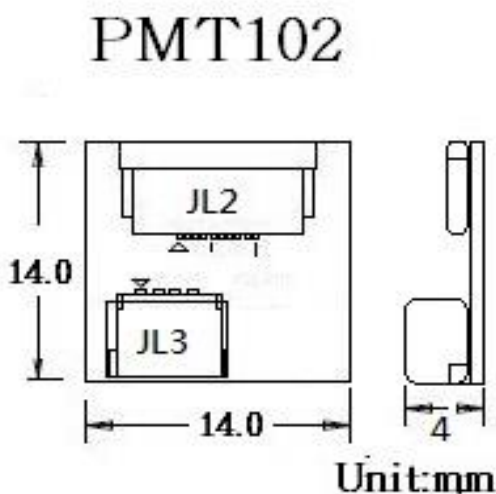
(Front)



(Back)

<Fig. 1>

**Mechanical Drawing**



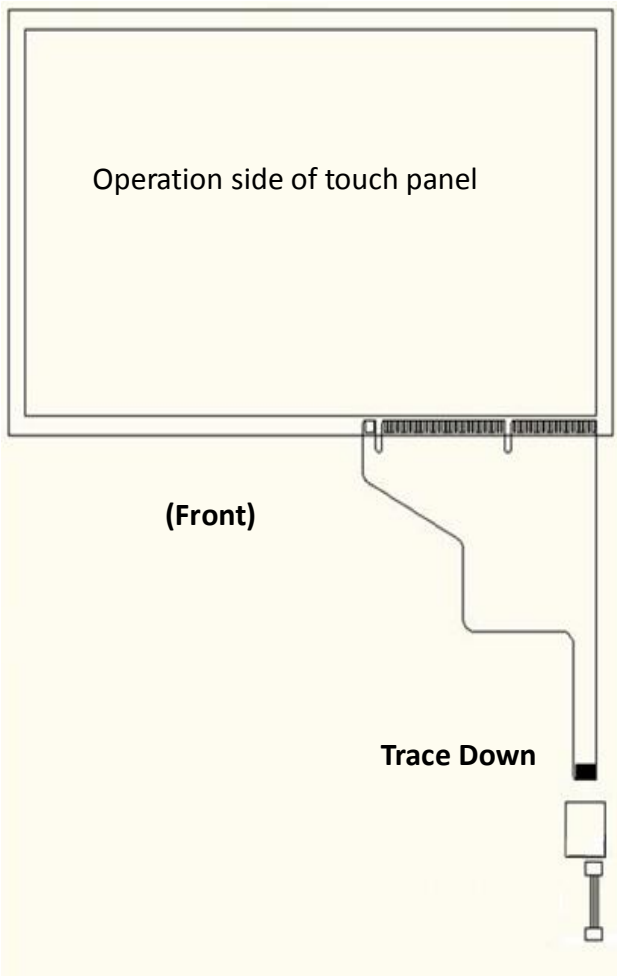
**Connector Definition:**

JL2 10PIN PH0.5;CSF-2982-101R;Upper Type			
Pin 1	VCC	Pin 6	NC
Pin 2	D-	Pin 7	NC
Pin 3	D+	Pin 8	NC
Pin 4	GND	Pin 9	NC
Pin 5	NC	Pin 10	NC
JL3 4PIN 1.0PH ; 87213-0400G			
Pin 1	VCC	Pin 3	D+
Pin 2	D-	Pin 4	GND

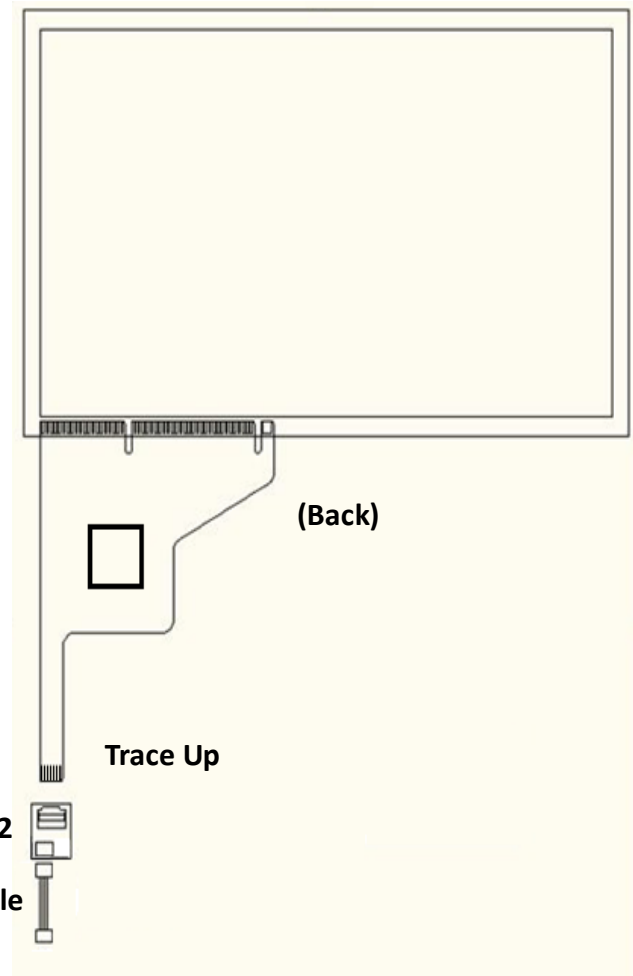
<Fig. 2>

### Assembly Guide

The assembly diagram of PenMount PMT102 connected with projected capacitive touch panel in COF type, ( for USB interface only):



<Fig. 3>



<Fig. 4>

### BOM List

Part	Quantity	Reference
CONN,W2B,87213-0400G	1	JL3
CONN,FPC,CSF-2982-101R	1	JL2
PCB,PMT102	1	PCB

### RANGE

AMBIENT TEMPERATURE : -25°C to +85°C